



# Georgetown GT5

**GVWR (Gross Vehicle Weight Rating)** is the maximum permissible weight of the unit when fully loaded. It includes all weights, inclusive of all fluids, occupants, cargo, optional equipment and accessories. For safety and product performance do NOT exceed the GVWR.

**GCWR (Gross Combined Weight Rating)** is the maximum permissible loaded weight of your motor home and any towed trailer or towed vehicle. Actual GCWR of this vehicle may be limited by the sum of the GVWR and the installed hitch receiver maximum capacity rating; see hitch rating label for detail.

**GAWR (Gross Axle Weight Rating)** is the maximum permissible weight, including cargo, fluids, optional equipment and accessories that can be safely supported by each axle.

**UVW (Unloaded Vehicle Weight)\*** is the typical weight of the unit as manufactured at the factory. It includes all weight at the unit's axle(s), including full fuel, all fluids and LP Gas. The UVW does not include cargo, fresh potable water, additional optional equipment or dealer installed accessories.

\*Estimated Average based on standard build optional equipment.

**CCC (Cargo Carrying Capacity)\*\*** is the amount of weight available for fresh potable water, cargo, passengers, additional optional equipment and accessories. CCC is equal to GVWR minus UVW. Available CCC should accommodate fresh potable water (8.3 lbs per gallon). Before filling the fresh water tank, empty the black and gray tanks to provide for more cargo capacity.

\*\* Estimated average based on standard build optional equipment

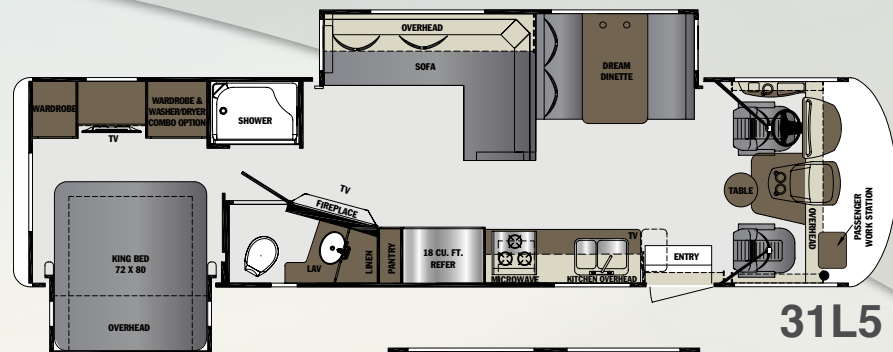
Each Forest River RV is weighed at the manufacturing facility prior to shipping. A label identifying the unloaded vehicle weight of the actual unit and the cargo carrying capacity is applied to every Forest River RV prior to leaving our facilities.

The load capacity of your unit is designated by weight, not by volume, so you cannot necessarily use all available space when loading your unit.

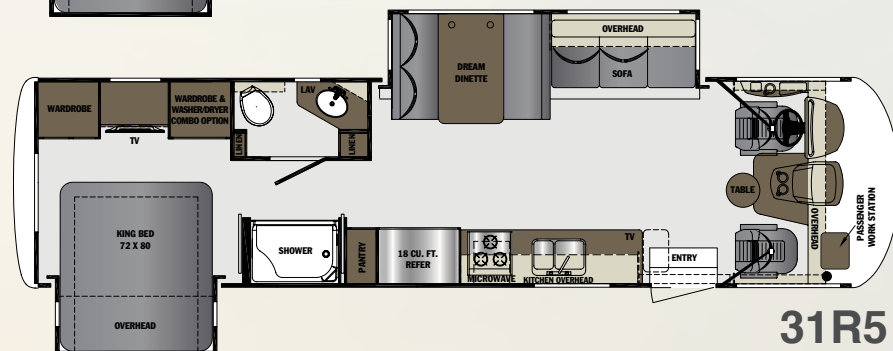
Actual towing capacity is dependent upon your particular loading and towing circumstances, which includes the GVWR, GAWR and GCWR as well as adequate trailer brakes. Please refer to the Operator's Manual of your vehicle for further towing information.

## 5 SERIES DIMENSIONS & CAPACITIES

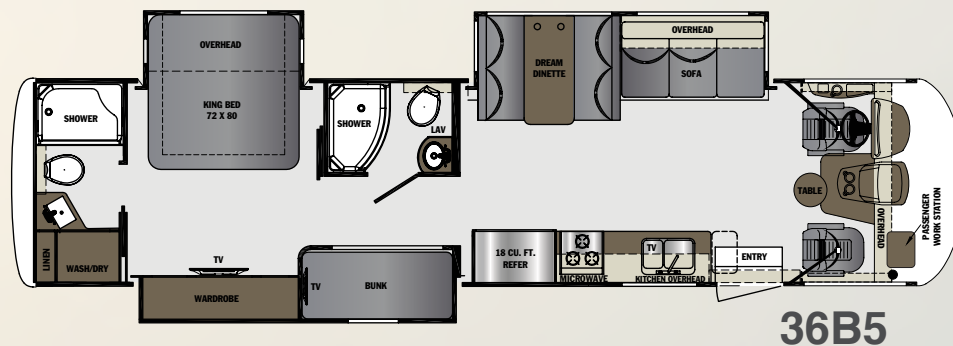
	31L5	31R5	36B5
Chassis	Ford F53	Ford F53	Ford F53
Engine	V-10	V-10	V-10
Horsepower	320 HP	320 HP	320 HP
Torque (ft-lbs)	460	460	460
Wheelbase	208"	208"	242"
Fuel Capacity (gal)	80	80	80
GVWR (lbs)	20,500	20,500	22,000
GCWR (lbs)	26,000	26,000	26,000
GAWR Front (lbs)	7,500	7,500	8,000
GAWR Rear (lbs)	13,500	13,500	15,000
Exterior Storage (cu ft)	136	136	161
LP Tank (gal)	24.5	24.5	24.5
Fresh Water (gal)	82	82	82
Water Heater (gal)	6	6	6 + 6 = 12
Grey Tank (gal)	42	42	42 + 42 = 84
Black Tank (gal)	42	42	42 + 42 = 84
Length	34' 11"	34' 11"	37' 11"
Exterior Width	99.5"	99.5"	99.5"
Exterior Height	12' 3 1/2"	12' 3 1/2"	12' 5 1/2"
Interior Width	95.5"	95.5"	95.5"
Interior Height	82"	82"	82"
Awning Length	19'	19'	12' 6"
Furnace (BTU)	35K	35K	35K/20K



31L5



31R5



36B5

## 5 SERIES FULL BODY PAINT OPTIONS



BLACKBERRY



FIREMIST



GUN METAL



ONYX

## 5 SERIES STANDARDS & OPTIONS

### STANDARDS

#### CHROME PACKAGE

Chrome Headlight Bezels  
 Chrome Foglight Bezels  
 Chrome Mirrors & Logos  
 One Piece Fiberglass Roof  
 Undermount Stainless Steel Kitchen Sink  
 Stainless Steel Faucet w/ Pull Out Sprayer  
 Fiberglass Front Cap w/ Lighted Logo,  
 LED Accent Lights and Automotive  
 Bonded Front Windshield  
 Slam Latch Side Hinge Baggage Doors  
 Encased Power Patio Awning w/ LED Light  
 Slideout Room Awning(s)  
 Stainless Steel Bathroom Sink  
 Washer Dryer Combo Prep  
 Dream Dinette  
 Super Size Dinette (31L5, 31R5)  
 "SUPER STORAGE" Rear Cargo Compartment  
 30" Wide Entrance Door  
 Outside Shower  
 Flush Floor Construction Throughout  
 Rotocast Storage Compartments w/ Drains  
 2000 Watt Inverter System (no A/C's)  
 Rear Roof Ladder  
 Pioneer Dash Entertainment System  
 w/ AM/FM/DVD/Bluetooth/USB  
 Rubber Tread Entry Steps  
 Custom Cockpit Dash w/ ABS Side Consoles,  
 Drink Holders, 110V Outlet/USB  
 Low Profile Engine Cover w/ Drink Holders  
 Adjustable 3 Point Seat Belts  
 Power Driver's Seat  
 Hide-A-Bed Sofa w/ Footrests (31R5, 36B5)  
 Jackknife Sofa w/ Footrests (31L5)  
 MCD Roller Shades Throughout  
 40" LED Main TV  
 Full Extension Ball Bearing Drawer Guides  
 Heated and Enclosed Holding Tanks  
 w/ Arctic Package  
 Quick Latch Pocket Door To Bedroom  
 32" LED Bedroom TV w/ Flip Up  
 5000 lbs. Tow Hitch w/ 7-Way Plug  
 Dual Coach Batteries  
 Electric Battery Disconnect

MyRV™ Touch Screen w/ Wireless Technology →  
 Hydraulic 4-Point Leveling Jacks  
 Color Side and Rear Camera Package  
 One-way Audio on Backup Camera  
 Black Water Tank Flush  
 LED Map, Bunk and Accent Lights  
 (2) High Output Quiet Air Command™  
 Ducted Roof A/C w/ Chill Construction  
 and (1) Heat Pump  
 KING Jack™ Digital TV Antenna  
 w/ Mount & Built-in Signal Meter  
 6 Gallon Gas/Electric Water Heater (x2 36B5)  
 5.5 KW Onan Generator  
 Vacuum Bonded Gel Coated Sidewalls  
 w/ Graphics and Partial Paint  
 Steel Front Cockpit Cage  
 Triple Electric Entrance Step  
 Rubberized Entry Assist Handle (exterior)  
 Stainless Steel Entry Assist Handle (interior)  
 Power Front Sun Shade  
 Manual Cockpit Side Sun Shades  
 Passenger Side Workstation  
 Diamond Plate Rubber Floor Covering  
 (driver area)  
 Shaw Residential Vinyl Flooring  
 18 cu. ft. Stainless Steel Gas/Electric  
 Norcold Refrigerator  
 Stainless Steel 3-Burner Cooktop  
 w/ Oven and Flush Mount Glass  
 Stove Cover  
 Solid Surface Countertops  
 Flip-up Solid Surface Countertop Extension  
 Emergency Start Switch  
 Quick Connect Exterior LP Fitting

#### POPULAR OPTIONS

Manual Front Overhead Bunk  
 P2K Power Front Overhead Bunk  
 Convection Microwave w/ Oven  
 Dual Pane Windows  
 Front Mount TV (N/A w/ Front Overhead Bunk)  
 Exterior Cargo Tray  
 Washer Dryer Combo  
 7.0 KW Onan Generator  
 Full Body Paint



#### EXTERIOR OPTIONS

Champagne Partial Paint Package  
 Black Partial Paint Package

#### FULL BODY PAINT OPTIONS

Firemist  
 Onyx  
 Blackberry  
 Gun Metal

#### CABINETRY

Landis Ash  
 Raised Panel Solid Wood Cabinet Doors  
 w/ Hidden Hinges

#### INTERIOR DÉCOR OPTIONS

Café  
 Sand Castle  
 Granite

#### YOUR GT5 DEALER



Georgetown  
 GT5

For more information visit  
[www.forestriverinc.com/gt5](http://www.forestriverinc.com/gt5)

Forest River, Inc.  
 Georgetown Division  
 902 County Road 1  
 Elkhart, IN 46515  
 (574) 367.3285



Learn More  
 Scan this barcode using  
 a QR Reader on your  
 smart phone to learn  
 more about Forest River.



A Berkshire Hathaway company.



All information contained in this brochure is believed to be accurate at the time of publication. However, during the model year, it may be necessary to make revisions and Forest River, Inc., reserves the right to make all such changes without notice, including prices, colors, materials, equipment and specifications as well as the addition of new models and the discontinuance of models shown in this brochure. Therefore, please consult with your Forest River, Inc., dealer and confirm the existence of any materials, design or specifications that are material to your purchase decision. 12/17

©2017 Georgetown GT5  
 a Division of Forest River, Inc., a Berkshire Hathaway company. All Rights Reserved.

#### CUSTOMER SATISFACTION



[www.ForestRiverBuyLocal.com](http://www.ForestRiverBuyLocal.com)